



LED Operating Light



User-friendly and Best Value for Money



Full-close streamline lamp body assures visual comfort and suitable for laminar flows.




Delivery up to 160, 000 lux of pure, white bright light;
Illumination depth reach 1000mm.



Individual adjustment system for illumination intensity and color temperature.

LED Operating Light
Premium Quality, Surprising Price



Focus field adjusted by clockwise or anti-clockwise the detached central handle.



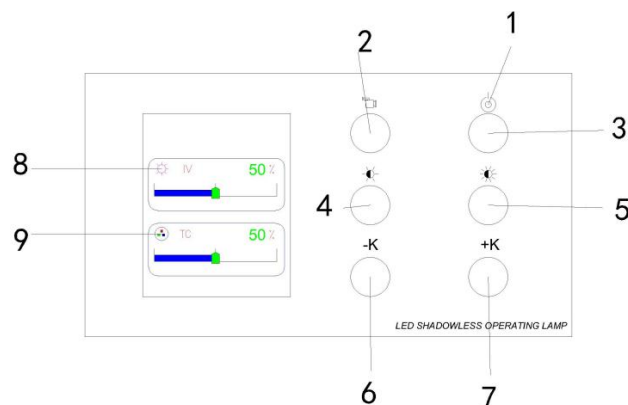
Balanced system has more than 3 joints, can be rotated 360°, smooth movement and easy to fix position timing after long time use.

LED Operating Light

WYLEDM Series lighting are significantly brighter, whiter and cooler than any previous technology. So you get the accurate colors with remarkable shadow control and virtually no heat emission which make our lights more comfortable to work than other lights.

General Features

- Excellent cold light and perfect shadow less feature ensure the surgical lighting safety
- No visual fatigue even if long time surgery
- Ultra-high color rendering and ultra-low irradiance
- Excellent lighting depth and shadow less effect
- Focus field adjusted by clockwise or anti-clockwise the central handle
- Step-less adjustment of illumination and spot field
- High-effective and energy-saving solution
- More than 50,000 hours effective life-time, extremely reduce the hospital's maintenance cost
- Touch screen control panel optional

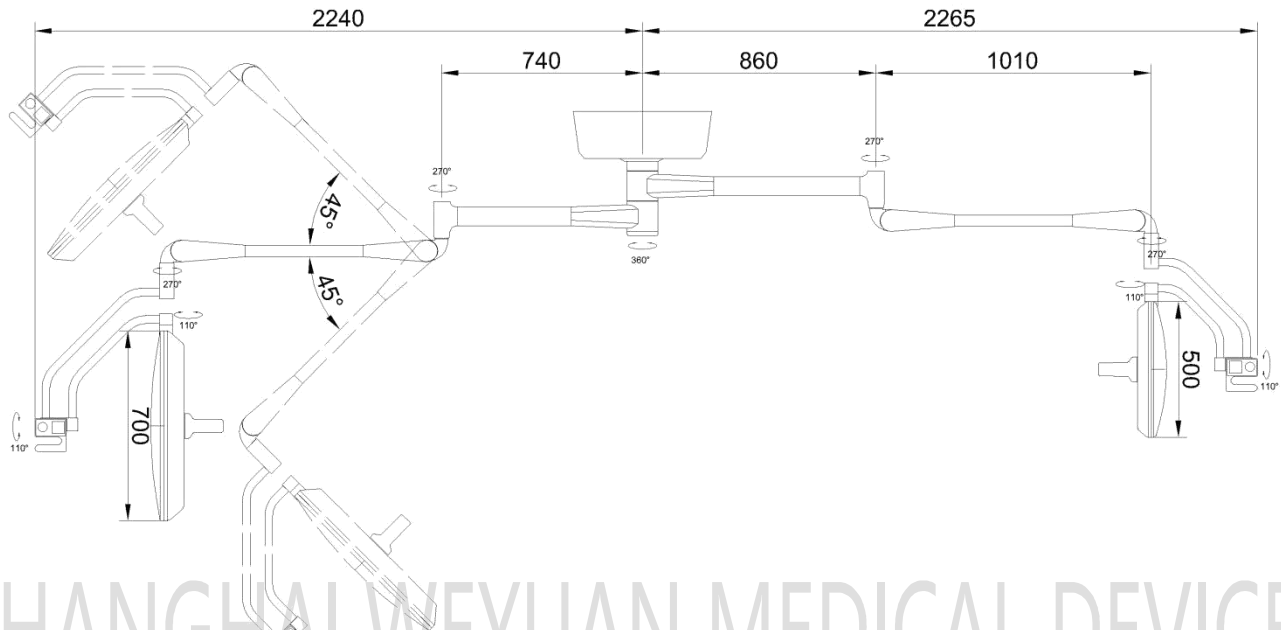


1. Indicator
 2. Endoscope Model
 3. Turn ON/OFF
 4. Intensity weakness
 5. Intensity enhancement
 6. Color temperature weakness
 7. Color temperature enhancement
 8. Intensity
 9. Color temperature
- Diagram of control panel

Technical Specifications

Model No.	WYLED700 (main lamp head)	WYLED700 (satellite lamp head)
Illumination intensity	40,000-160,000Lux	40,000-160,000Lux
Color temperature	35000-5000k	3500-5000k
Color rendering index	≥95Ra%, ≥90R9%	≥95Ra%, ≥90R9%
Light field size	120-250mm	120-250mm
Illumination depth	1000mm	1000mm
Light source	Osram LED lighting	Osram LED lighting
Qty of LEDs	80	80
Diameter of lamp head	700	700
Optional	Backup storage battery, HD video camera system	Backup storage battery, HD video camera system
Service life of LED	50,000 hrs	50,000 hrs
Installation height	2.7-3.0m, low ceiling height design 2.5-2.7m	2.7-3.0m, low ceiling height design 2.5-2.7m

Diagram of WYLED700/700M Surgical Light



SHANGHAI WEYUAN MEDICAL DEVICE

All measurement is in millimeter.

Pre-Installation Guideline

For Installations direct to a structural ceiling, please advise dimension of floor to underside of ceiling;

For installations with a suspended ceiling, please advise dimensions at Floor to underside of ceiling and suspended ceiling to structural ceiling.

